

JETMASTER[®]

Image Display Systems

ACRYLIC


JetMaster[®] Acrylic brings a stunning visual element to any space. Using a quick and easy method, anyone can display photographic prints with a stylish frame free finish. Simply print your image onto resin coated photo paper then mount face down on the back of the acrylic plate. Trim around the edges and your print is ready to display.




The JetMaster[®] Image Display Systems Range is manufactured and distributed by Innova Art. For more information about Innova and their range of digital media visit www.innovaart.com




Step 1:
Gather Components.




Step 2:
Place acrylic plate into alignment frame.



Step 3:
Peel back a small section of the clear release liner.




Step 4:
Place print face down and apply pressure to secure to exposed adhesive.



Step 5:
Remove remaining release liner.



Step 6:
Use squeegee to apply pressure to entire print surface.



Step 7:
Trim around edges.



Step 8:
Remove protective face paper.



Order online or call
01905 454598
 WWW.PLOT-IT.CO.UK



New
JETMASTER®
 ACRYLIC

Print - Stick - Display



Mount Image On Reverse

JetMaster® Acrylic is the ultimate easy to use image display media. Simply print on Resin Coated media and mount on the back of an adhesive acrylic plate.


Ideal for a while you wait option in photo retail stores. JetMaster® Acrylic also makes a great do it yourself gift option, all you need is an inkjet printer and standard resin coated inkjet photo paper.

General Specifications:

- Thickness: 5mm
- Crystal clear
- Bevelled edges
- Easy to make
- For use with resin coated photo paper



Bevelled Edge



Desk Stand Included with All Sizes

JetMaster® Acrylic											
Size	Product No.	Edge Type	Panels Per Box	Media Size Required*		Minimum Printer Size	Finished Face Size		Stand Included	Finished Frame Depth	
				Inches	mm		Inches	mm		Inches	mm
4x6	JMA-149-0406-010-01	Bevelled	10	4x6	102x152	Desktop	3.75x5.75	95x146	Yes	0.2	5
5x5	JMA-149-0505-010-01	Bevelled	10	5x5	127x127	Desktop	4.75x4.75	121x 121	Yes	0.2	5
5x7	JMA-149-0507-010-01	Bevelled	10	5x7	127x178	Desktop	4.75x6.75	121x 172	Yes	0.2	5
6x8	JMA-149-0608-010-01	Bevelled	10	6x8	152x203	Desktop	5.75x7.75	146x248	Yes	0.2	5
8x10	JMA-149-0810-010-01	Bevelled	10	8x10	203x254	Desktop	7.75x9.75	197x 248	Yes	0.2	5
8x12	JMA-149-0812-010-01	Bevelled	10	8x12	203x305	Pro Desktop	7.75x11.75	248x298	Yes	0.2	5

*Print media not included, resin coated photo paper is recommended. Custom JetMaster® Acrylic sizes available on request, subject to minimum order quantities.

JETMASTER® Instruction Video Available On YouTube

Olmec™ Resin Coated Inkjet Photo Papers:
 the perfect partner for JetMaster® Acrylic
 Available from Innova Art
 www.innovaart.com

